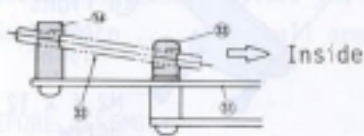


5 INSTALLATION OF REAR SUSPENSION PLATE

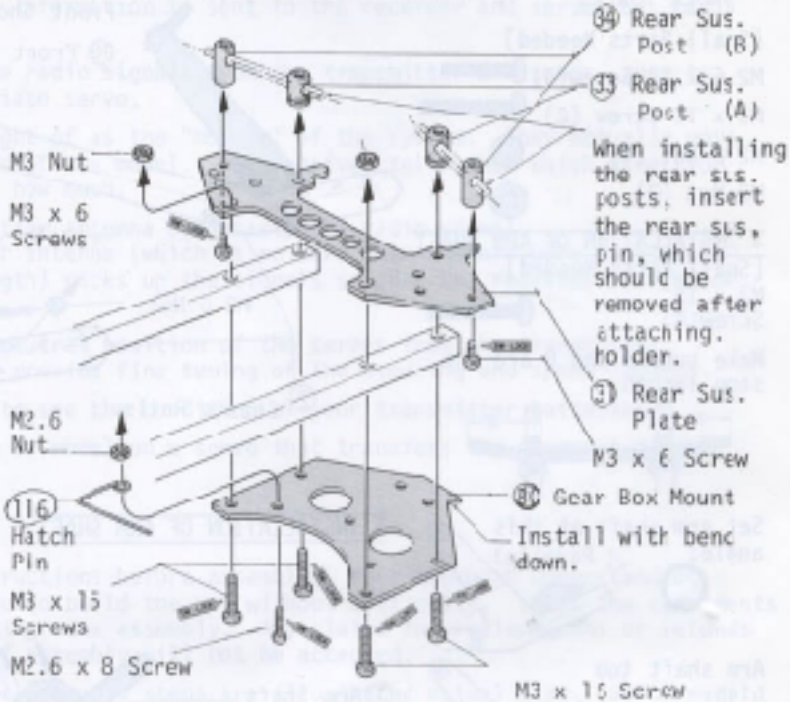
[Small Parts Needed]

- M2.6 x 8 Screw (1)
- M3 x 6 Screws (2)
- M3 x 15 Screws (4)
- M2.6 Nut (1)
- M3 Nut (2)
- 33 Rear Sus. Post (A) (2)
- 34 Rear Sus. Post (B) (2)



Holes of (33)(34) rear suspension posts are drilled at an angle. Install as shown in the above drawing.

5 INSTALLATION OF REAR SUSPENSION PLATE

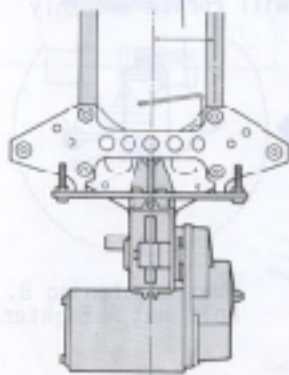


6 INSTALLATION OF GEARBOX

[Small Parts Needed]

- 34 x 6 Screw (3)

Make sure the centerline of the gearbox is parallel with the chassis.



6 INSTALLATION OF GEAR BOX

